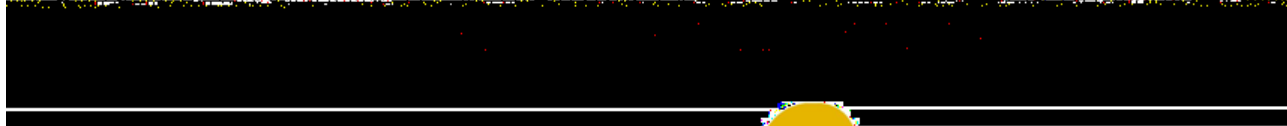



香港交易及結算所有限公司及香港聯合交易所有限公司對本文件之內容概不負責，對其準確性或完整性亦不發表任何聲明，並明確表示概不就因本文件全部或任何部分內容而產生或因




d.\*  
司  
限公司)



Zijin Mining Group Co., Ltd  
紫金礦業集團股份有限公司  
(一家於中華人民共和國註冊成立的股份有  
限公司)  
(股票代碼：2899)



董事會成員包括執行董事陳景河先生(董事長)、鄧永星先生



**601899**



**2022**

**A**

|             |     |                             |                                       |
|-------------|-----|-----------------------------|---------------------------------------|
|             |     |                             |                                       |
|             |     | A                           |                                       |
|             |     | 2022                        | A                                     |
|             |     | 30%<br>Rosebel              |                                       |
|             |     |                             |                                       |
|             |     |                             |                                       |
|             |     |                             |                                       |
|             |     |                             |                                       |
|             |     |                             |                                       |
|             | 30% |                             | 30%                                   |
|             |     |                             |                                       |
|             |     |                             | 84%                                   |
| RGM         |     | Rosebel Gold Mines N.V.     |                                       |
| IAMGOLD IMG |     | IAMGOLD Corporation IAMGOLD |                                       |
| Rosebel     |     | IAMGOLD Corporation<br>A    | Rosebel Gold Mines N.V. 95%<br>100% B |
|             |     |                             |                                       |
|             |     | JORC                        |                                       |
|             |     | Inferred                    | Indicated Measured                    |
|             |     | JORC                        |                                       |

1,000,000.00

1,000,000.00

1,339,450.00

| 30%     | 398,450.00          | 398,450.00          | 398,450.00          |
|---------|---------------------|---------------------|---------------------|
|         | 591,000.00          | 591,000.00          | 251,550.00          |
| Rosebel | 255,909.60          | 250,000.00          | 250,000.00          |
|         | 198,964.03          | 100,000.00          | 100,000.00          |
|         | <b>1,444,323.63</b> | <b>1,339,450.00</b> | <b>1,000,000.00</b> |

Rosebel

3.6

27,989.20

2022 10 18

1

7.1086

255,909.60

198,964.03

1

|        |        |          |          |     |
|--------|--------|----------|----------|-----|
|        |        | 2021     | 2,251.02 |     |
| 31.25% |        | 247.94   | 128.60%  |     |
|        | 156.73 | 140.80%  |          |     |
| 2021   |        | 2,085.95 | 14.42%   |     |
| /      |        |          |          |     |
|        | 2021   | 58.4     | 28.83%   |     |
| 47.5   | 17.16% | 43.4     | 14.86%   |     |
| 309    | 3.38%  | 425      | 9.82%    |     |
|        | 2021   | 6,277    | 2,373    | 962 |
|        | 763    |          |          |     |

2

~~Priloga št. 15 k letnemu poročilu 2021~~

~~HK 9 - AŠ št. 1 S2 0 2~~

1,600

320

6.93 /

3Q

**3**

30

**4**

**5**

50%

**6**

**1**

-

196

30%

Rosebel

169

191

2,800

**2**

Rosebel

Rosebel

2004

10

4.5

Rosebel

**3**

2022 9 30

58.29%

144.43

100.00

**30%**

**1**

30%

30%

30%

100%

100%

169

30%

2022

11

10

20%

14%



44%

2

91370685792602092K

144,116.960

2006-08-30

118

3

| 1 |  | 63.86%         | 92,033.09         |
|---|--|----------------|-------------------|
| 2 |  | 36.14%         | 52,083.87         |
|   |  | <b>100.00%</b> | <b>144,116.96</b> |

30%

6.14%

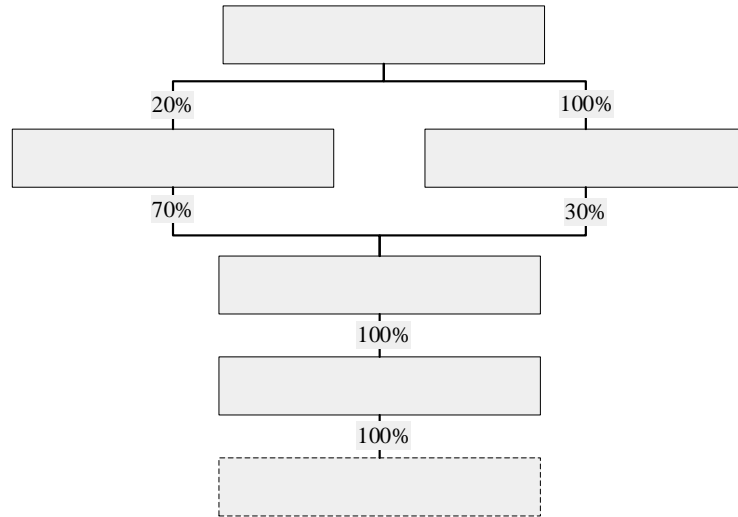
2022 11 10

20%

30%

14%

44%



4

913706836944407550

180,000

2009-09-14

2203

5

1

2006 8

1

2

26

---

2021 7  
396 / 5.828 -  
60 -1,956 2021 7 21 2036 7 21

2016 4 20  
459.43  
4.23 / 5.61 1.60 /  
2018 2021  
JORC 1.34  
562 + 44% 4.20g/

**3**

2020 10 27

2020 12 21

[2020]228

2021 3 31

[2021]28

2022 5 25

[2022]312

2022 8 16

[2022]29

4

2021                      2022    1-9

|  | 2022 9 30 /<br>2022 1-9 | 2021 12 31 /<br>2021 |
|--|-------------------------|----------------------|
|  | 429,125.06              | 414,741.68           |
|  | 66,756.95               | -32,055.33           |
|  | -                       | -                    |
|  | -2,722.74               | -5,016.76            |

2022

61864538\_B01

6

30%

1

A

30%

2022                      VYMQD0870

137,194.11

1,337,740.98

875.07%

1,358,500.00

890.20%

2022    9    30

1,337,740.98

2

[2022] 077

A

30%

2022 9 30

2015 11 30

+

+

465,044.00

4.15g/t

300.00 /

8.71%

2022 9 30

1,638,953.00

7

39.845

8

562

4.20g/

169

60

14

2025

340 /

6 /

15-20

23

**9**

**10**

2022 10 11

**1**

30%

**2**

39.8450

i.

3

30%

ii.

2022 10 27

30%

30%

30%

1

10

25.0450

30%

45

3.8

30%

45

1

1

3

4

30

30

5

5 Å6>P4Ö %o é a »#9 #6Š^ R"a BÁÁPy, •Ò3jø1@5ç ±(Ø €•ËD xAð P`Á R™^µD,

**1**

84%

84%

84%

196

**2**

91341524584586753M

20,000

2011-10-28

2011-10-28

**3**

|   |  |        |           |
|---|--|--------|-----------|
|   |  |        |           |
| 1 |  | 84.00% | 16,800.00 |
| 2 |  |        |           |



1

2

50

3

2.93

2022 12 22

2013

16.30

233.78 0.143%

4

2021 2022 1-9

|  | 2022-9-30/<br>2022 1-9 | 2021-12-31/<br>2021 |
|--|------------------------|---------------------|
|  | 27,842.31              | 27,927.37           |
|  | 27,662.49              | 27,742.26           |
|  | -                      | -                   |
|  | -79.77                 | -131.85             |

2021 2022 1-9

2022 351C025515

5

**1**

A

84%

2022 VYMQD0924

27,662.49

714,800.74

2,484.01%

716,100.00

2,488.70%

714,800.74

**2**

[2022] 076

A

2022 9 30

2012 7

331+332+333

2,337,803.66

0.14%

57%

95,200.00 /

8.41%

2022 9 30

710,716.00

6

84%

591,000.00

7

234

0.143%

196

1,000 /

4.5

72

64

2.72

15 / ( )

10

12.48%

10.4

4.5

8

9

2022 10 21

59.1

84%

5

20

6

84%

5

3

**10**

2022 10 21

**Rosebel**

**1**

|        |      |                         |    |                     |     |     |
|--------|------|-------------------------|----|---------------------|-----|-----|
|        |      | Rosebel                 |    | IAMGOLD Corporation |     |     |
| IMG    |      | Rosebel Gold Mines N.V. |    | RGM                 | 95% | A   |
|        | 100% | B                       |    | IMG                 | RGM |     |
|        |      |                         |    | IMG                 |     |     |
|        | 2022 | 10                      | 18 | IMG                 |     | 3.6 |
|        | 2022 | 10                      | 18 |                     |     |     |
| 7.1086 |      |                         |    |                     |     |     |

| Rosebel      |           | Rosebel |                                       | Saramacca |           |
|--------------|-----------|---------|---------------------------------------|-----------|-----------|
|              |           |         |                                       | RGM       |           |
|              |           |         |                                       | RGM       | A 95%     |
| B            | 100%      |         |                                       | 191       |           |
| <b>2</b>     |           |         |                                       |           |           |
| RGM          | 2002      | 5       | 8                                     |           |           |
| <b>3</b>     |           |         |                                       |           |           |
| RGM          | A         | B       | IMG                                   | RGM 950   | A         |
| 7,999,000    | B         | RGM     |                                       | A         | 95% B     |
| 100%         |           | RGM     | 5% A                                  |           |           |
| <b>4</b>     |           |         |                                       |           |           |
| RGM          | Rosebel   | 100%    |                                       |           |           |
| RGM          |           |         | Staatsolie Maatschappij Suriname N.V. |           |           |
|              |           |         | UJV                                   | UJV       | Saramacca |
|              | RGM       | UJV     | Saramacca                             | 70%       |           |
| UJV          | Saramacca |         | 30%                                   |           |           |
| <b>5 RGM</b> |           |         |                                       |           |           |
| <b>1 RGM</b> |           |         |                                       |           |           |
| RGM          |           |         | Rosebel                               | Saramacca |           |
| 2021         | 12        | 31      | RGM                                   | 1.96      |           |
| 217          |           |         | 1.11g/                                |           |           |
| <b>2 RGM</b> |           |         |                                       |           |           |
| RGM          | 2         |         |                                       | 9         |           |
| i. Rosebel   |           |         |                                       |           |           |

|               |      |   |           |        |    |       |
|---------------|------|---|-----------|--------|----|-------|
| RGM           | 2002 |   | Rosebel   |        | 25 | 170   |
|               |      |   | Rosebel   | 2027   | 12 |       |
|               |      |   | Rosebel   |        | 15 |       |
| ii. Saramacca |      |   |           |        |    |       |
| RGM           | 2019 | 5 | Saramacca |        |    | 49.75 |
|               |      |   |           |        |    |       |
|               |      |   |           |        |    |       |
|               |      |   |           |        |    |       |
| RGM           | 9    |   |           | 788.49 |    | 7     |
| 2020          | 8    |   |           |        |    |       |

3

RGM

|  | 2022-9-30/<br>2022 1-9 | 2021-12-31/<br>2021 |
|--|------------------------|---------------------|
|  | 462,967.72             | 450,824.95          |
|  | 217,386.59             | 216,047.59          |
|  | 186,657.60             | 178,806.49          |

| Rosebel Gold Mines N.V. |      |      |            |            |
|-------------------------|------|------|------------|------------|
| [2023]                  | Z001 |      | RGM        |            |
|                         |      |      | RGM        | 217,386.59 |
|                         |      |      | RGM        | 229,945.27 |
| 5.78%                   |      |      | 230,315.77 | 5.95%      |
|                         |      |      |            | RGM        |
|                         |      |      |            | RGM        |
|                         |      |      | 229,945.27 |            |
|                         | 2022 | 9    | 30         | 7.0998     |
|                         |      |      |            | 32,387.57  |
|                         |      |      |            | 3.6        |
|                         |      |      | RGM        |            |
|                         |      |      | IMG        | 8,361.06   |
|                         |      |      | 2022       | 9          |
|                         |      |      | 30         |            |
| 7.0998                  |      |      | 59,361.87  | RGM 95%    |
|                         |      |      |            | IMG        |
|                         |      |      | 39,129.25  |            |
| 7                       |      |      |            |            |
|                         |      |      | RGM        |            |
|                         |      |      | RGM        |            |
|                         |      |      | 3.6        |            |
| 8                       |      |      |            |            |
|                         | RGM  |      | Rosebel    | Saramacca  |
|                         |      |      |            | 191        |
|                         |      |      |            |            |
|                         | IMG  | 2022 | 2          | Rosebel    |

12 2022-2033



IMG

3

4

3

3

60

2

RGM

2023 1 31

A

2

186.2

B

C

**11**

2022 10 18

2022 15

IMG

2022 11 20

N3500202200107

2022 12 16

[2022]1086

2023 1 26

2023 1 29

ODI

353508233201304128572

2023 2 1

**1**

170

-800

30

**5**

27,989.20

13,005.70

5,321.20

1,188.50

4,705.70

3,768.10

**6**

56

**7**

1,450 /

24,089.5

10,890.7

8,273.9

10%

16.94%

8.36

**8**

2022 5 10

[2022]27

2022 4 20

N3500202200034

35350823201304128572

2021 7 14

20090114-GGIOO(B)

|     |         |        |       |
|-----|---------|--------|-------|
|     | 30%     |        | 169   |
|     | Rosebel |        |       |
| 191 |         |        |       |
| 196 |         |        |       |
| 198 |         | 24,090 | 8,274 |